

Letters **A-Z** are in the Shift **a-z** positions.

Numbers are in the **1-0** positions.

Numbers without frames are in the **Option 1-0** positions(MAC) and **Alt 0131-0140**(WIN) .

P22 GD&T is designed to be used along with whatever font is chosen as body copy. When using 12pt Times, just type the necessary GD&T characters (using the accompanying chart) then select them and choose P22 GD&T from the font menu, Times will then become P22 GD&T and proportionally the correct size.

HOW TO USE THE FONT

The font is fairly straightforward, refer to the character map for the location of the symbols. To maintain correct spacing always use the vertical line (\) as a spacer.

To get  type **a \ . 0 2]**

Here are some examples and how to create them:


To get     type **n \ w 0 . 1 4 m \ A \ C m]**


To get  type **[8 X ` ` 4 5 /]**

To get   type **j \ w 0 . 0 8 m \ A**


HOW TO USE THE SPECIAL FEATURES OF THE FONT


To make use of the Datums; type the top and bottom datums after the letter. Type the right datum after the right frame end, and the left datum before the left frame beginning.

To get  type **[A ']**

To get  type **[A] "**

The Arc's are also typed after the numbers. If 1 number is typed follow it with the (<), If 2 numbers are typed follow them with the (>), If 3 numbers are typed follow them with the (?).

To get  type **Option-1 < (MAC) Alt-0131 < (WIN)**

To get  type **Option-2 Option-4 > (MAC) Alt-0132 Alt-0134 < (WIN)**

To get  type **Option-4 Option-5 Option-6 ? (MAC)
Alt-0134 Alt-0135 Alt-0136 ? (WIN)**

The Dimension not to scale underline is achieved by typing after each number and decimal point.

To get  type **1 Option-/ 4 Option-/ . Option-/ 5 Option-/ (MAC)
1 Alt-0153 4 Alt-0153 . Alt-0153 5 Alt-0153 (WIN)**

To get  type **4 Option-/ 4 Option-/ . Option-/ 5 Option-/ (MAC)
4 Alt-0153 4 Alt-0153 . Alt-0153 5 Alt-0153 (WIN)**

The Datum Target, Composite Position symbol and the Target point are included. To make them the correct size they must be doubled from whatever point size is being used. These characters are only functional by themselves they do not work with the rest of the font.

©1996, 2001 P22 type foundry. All rights reserved.

P22 TYPE FOUNDRY

P22

GD&T

MACINTOSH & WINDOWS

A computer font of **GD&T** symbols
(Geometric Dimensioning & Tolerancing)

Complies with **ASME Y14.5M-1994**

Font and Keychart Last Updated Feb 2014

SYMBOL NAME	SYMBOL	MAC	WIN
STRAIGHTNESS		a	a
FLATNESS		b	b
CIRCULARITY		d	d
CYLINDRICITY		e	e
PROFILE OF A LINE		g	g
PROFILE OF A SURFACE		h	h
ANGULARITY		i	i
PERPENDICULARITY		j	j
PARALLELISM		k	k
POSITION		n	n
POSITION (NO FRAME)		Shift 9	Shift 9
CONCENTRICITY		o	o
SYMMETRY		q	q
CIRCULAR RUNOUT		u	u
TOTAL RUNOUT		v	v
AT MAXIMUM MATERIAL CONDITION		m	m
AT LEAST MATERIAL CONDITION		l	l
PROJECTED TOLERANCE ZONE		p	p
FREE STATE		f	f
TANGENT PLANE		t	t
DIAMETER		w	w
DIAMETER (NO FRAME)		Shift -	Shift -
SPHERICAL DIAMETER		z	z
RADIUS		r	r
SPHERICAL RADIUS		y	y
CONTROLLED RADIUS		c	c
REFERENCE (LEFT)		Option -	Alt 0150
REFERENCE (RIGHT)		Option =	Alt 0151
ARC LENGTH (1 NUMBER)		Shift ,	Shift ,
ARC LENGTH (2 NUMBERS)		Shift .	Shift .
ARC LENGTH (3 NUMBERS)		Shift /	Shift /
STATISTICAL TOLERANCE		=	=
STATISTICAL TOLERANCE (NO FRAME)		s	s
BETWEEN		Shift 0	Shift 0
DIMENSION ORIGIN		Shift `	Shift `
DIMENSION ORIGIN		Shift 1	Shift 1
UNILATERAL		Shift Option o	Alt 0216

SYMBOL NAME	SYMBOL	MAC	WIN
FEATURE CONTROL FRAME (LEFT)		[[
FEATURE CONTROL FRAME (MIDDLE)		\	\
FEATURE CONTROL FRAME (RIGHT)]]
CONICAL TAPER		Shift 2	Shift 2
SLOPE		Shift 3	Shift 3
COUNTERBORE/SPOTFACE		Shift 4	Shift 4
COUNTERSINK		Shift 5	Shift 5
DEPTH/DEEP		Shift 6	Shift 6
SQUARE		Shift 7	Shift 7
DIMENSION NOT TO SCALE (USE AFTER NUMBERS)		Option /	Alt 0153
NUMBER OF PLACES		x	x
EMPTY FRAME BOX		Shift 8	Shift 8
PLUS		Shift =	Shift =
MINUS		-	-
PLUS/MINUS		,	,
DEGREE		/	/
INSPECTION DIMENSION (LEFT)		Shift [Shift [
INSPECTION DIMENSION (RIGHT)		Shift]	Shift]
FRAME VERTICAL (DISCRETIONARY)		Shift I	Shift I
DATUM (TOP)		;	;
DATUM (BOTTOM)		'	'
DATUM (LEFT)		Shift ;	Shift ;
DATUM (RIGHT)		Shift '	Shift '
DECIMAL NO FRAME		Option .	Alt 0130
ALL AROUND (DOWN-LEFT)		Option [Alt 0181
ALL AROUND (DOWN-RIGHT)		Option]	Alt 0183
ALL AROUND (UP-LEFT)		Shift Option [Alt 0187
ALL AROUND (UP-RIGHT)		Shift Option]	Alt 0189
FRAME SPACER		,	,
DATUM TARGET (HALF SIZE)		Option d	Alt 0168
COMPOSITE POSITION (HALF SIZE)		Option r	Alt 0169
TARGET POINT (HALF SIZE)		Option x	Alt 0170
REGARDLESS OF FEATURE SIZE (OBSOLETE)		Option s	Alt 0223